





PASS THE PEN



THE JOY OF COLLABORATIVE SHORT STORY WRITING

CELEBRATING THE CREATIVE PROCESS



MIKE CHO

10TH GRADE HUMANITIES


HIGH TECH HIGH INTERNATIONAL

PURPOSE

This lesson aims to jump-start the brain to get it to twist, turn, and create. I'm curious to see what you write when I give you *absolute freedom* and when you write fearlessly. I'm looking for your best effort within a given time limit. Be prepared to get up and move!

OBJECTIVE

Write a short story with a beginning, middle, and end.



THE AGENDA

1. Purpose & Objective (4 min)
2. Creating the Intro (10 min)
3. Teacher's Beginning (5 min)
4. Live Drill #1 (7 min)
5. Teacher's Middle (5 min)
6. Live Drill #2 (7 min)
7. Teacher's Ending (5 min)
8. Live Drill #3 (7 min)
9. Class Share-Outs (5 min)

TIME TABLE

*Total Time = 60 minutes

CREATING THE INTRODUCTION

ACTION

I slammed the door and locked it shut. Sweating, and gasping for air, I could hear the intruder's footsteps approaching the door. I didn't know what to do!

SETTING



The roaring winds of the hurricane pummeled the boat as the violent waves crashed upon the deck. I watched the rain pour and the thunder strike all around us as we desperately struggled to keep the ship afloat.

DIALOGUE

“Maria,” I said with longing in my heart. “Can you please give me another chance? I’m nothing without you! Please forgive me.” I kneeled down on to the floor and hung my head low in shame. “Please, I’m nothing without you.”

FLASHBACK

Seeing the tulips bloom in the spring reminded me of when I used to plant flowers, vegetables, and fruits with my grandma in her garden.



THE TEACHER'S BEGINNING



7:00

LIVE DRILL #1 - THE BEGINNING

- 1. Write your name!**
- 2. Write your chosen short story genre**
 - Horror, science-fiction, fantasy, drama, action & adventure, comedy, romance, etc
- 3. Pick one introduction type, or create/use another, and write the *beginning* to your story.**

Personal Challenge

- ❖ *Fearless, honest, clear, and confident writing.*
- ❖ *Breathe and find a way to enjoy the process.*

THE TEACHER'S MIDDLE



7:00

LIVE DRILL #2 - THE MIDDLE

1. **Write your name *under the beginning!***
2. **Read, Adapt, React, and Create.**
3. **Write the *middle* of the story.**
 - Continue the story and add new events to the plot with descriptive language. If someone doesn't give you much to work with. Do not complain! Take it from where they left off.

Personal Challenge

- ❖ Fearless, honest, clear, and confident writing.
- ❖ Breathe and find a way to enjoy the process.

THE TEACHER'S END



7:00

LIVE DRILL #3 - THE END

- 1. Write your name *under the middle!***
- 2. Read, Adapt, React, and Create.**
- 3. Write the *ending* to the story.**
 - Add a few more events and then wrap it all up.
- 4. Write a title to the short story.**

Personal Challenge

- ❖ Fearless, honest, clear, and confident writing.
- ❖ Breathe and find a way to enjoy the process.
- ❖ Finish with a strong FINAL SENTENCE!

CLASS SHARE-OUTS

1. Story Title
2. First sentence
3. Last Sentence

